



# VersaDeck

VersaDeck is a new, pro-level concept for telescopic seating! This robust design features an extruded aluminum perimeter frame that provides an extremely strong, rock-solid feel. The unique aluminum extrusion allows for Quick-Clamp accessories - providing faster changeovers and reduced operating costs.

## Key Advantages:


- Multiple deck options to choose from in either 3/4" or 1" thick panels
- The Quick-Clamp concept allows all railings or other deck attached accessories to clamp quickly and easily to any area of the deck - front, side or rear
- No frustration - just simple changeover management with choice of tool or tool-less operation
- Simplified rail management - railings are no longer location specific
- Railings and connections exceed all national building code criteria
- Quick-Clamp railings available in steel or aluminum
- High level of fit & finish with no exposed fasteners
- Solid construction gives patrons an unyielding feel when walked on
- VersaDeck is supplied using the VersaTract understructure with a 2" x 6" post column, roll formed rear riser beam and beam stiffener for maximum rigidity and performance

## Dimensional Options:


- Available with 4" – 24" row rises
- For use with 30" – 42" row spacing



## VersaDeck Options:



Tool-less quick & easy mechanically interlocked rail attachment



Tool-required quick & easy mechanically interlocked rail attachment




Removable End Rails



Removable Aisle Rails




Removable Front Rails



Programming Rails



Removable Rear Rails



Comfort Rails